

# Play Dough Tools

## I can...

Discuss and  
create the  
different tools  
professionals  
use for their  
jobs.



© 2018 Erin Nation

## Teacher Instructions:

- Materials Needed:
  - small tub of Play Dough (one for each student in a center)
  - Cards
  - Play Dough Tools Response Page (one for every student)
  - Crayons
  - Writing Materials
- Before the lesson:
  - Print and laminate the Cards

Using Play Dough, students will create tools professionals use in their careers (ex: a bus driver needs keys). A Response Page is provided to use as a reflection after the activity.


# bus driver

Construct a tool out of dough that a bus driver may use for his/her job.




# chef

Construct a tool out of dough that a chef may use for his/her job.




# coach

Construct a tool out of dough that a coach may use for his/her job.




# detective

Construct a tool out of dough that a detective may use for his/her job.



# hairstylist

Construct a tool out of dough that a hairstylist may use for his/her job.



# judge

Construct a tool out of dough that a judge may use for his/her job.



# nurse


Construct a tool out of dough that a nurse may use for his/her job.






# painter

Construct a tool out of dough that a painter may use for his/her job.




# photographer

Construct a tool out of dough that a photographer may use for his/her job.



# teacher

Construct a tool out of dough that a teacher may use for his/her job.



# waitress

Construct a tool out of dough that a waitress may use for her job.



# waiter

Construct a tool out of dough that a waiter may use for his job.

